

2023 CUSTER COUNTY ASSESSOR'S OFFICE REPORT TO THE EXCISE BOARD

07/27/2023

City/Village								
DISTRICT	DESCRIPTION	PERSONAL PROPERTY	REAL PROPERTY	PUBLIC SERVICE	TOTAL VALUATION	HOMESTEAD EXEMPTIONS	OTHER EXEMPTIONS	NET VALUATION
T01	Arapaho City	62,091	1,826,438	222,146	2,110,675	147,250	40,869	1,922,556
T02	ButlerCity I-5	101,127	705,469	116,307	922,903	60,342	5,322	857,239
T03	Custer City	372,284	1,106,767	155,957	1,635,008	82,693	19,067	1,533,248
T04	Thomas City I-7	555,072	5,054,665	767,866	6,377,603	287,945	32,769	6,056,889
T05	Clinton City I-99	10,815,486	40,484,046	4,260,704	55,560,236	1,406,027	248,529	53,905,680
T06	WeaCity I-26	11,017,382	80,479,729	3,830,741	95,327,852	1,494,248	442,260	93,391,344
CITY/VILLAGE TOTAL VALUATION		22,923,442	129,657,114	9,353,721	161,934,277	3,478,505	788,816	157,666,956

County								
DISTRICT	DESCRIPTION	PERSONAL PROPERTY	REAL PROPERTY	PUBLIC SERVICE	TOTAL VALUATION	HOMESTEAD EXEMPTIONS	OTHER EXEMPTIONS	NET VALUATION
C001	Custer County General	108,135,557	184,448,529	113,067,906	405,651,992	4,807,958	1,218,593	399,625,441
COUNTY TOTAL VALUATION		108,135,557	184,448,529	113,067,906	405,651,992	4,807,958	1,218,593	399,625,441

Other								
DISTRICT	DESCRIPTION	PERSONAL PROPERTY	REAL PROPERTY	PUBLIC SERVICE	TOTAL VALUATION	HOMESTEAD EXEMPTIONS	OTHER EXEMPTIONS	NET VALUATION
E01	EMS	24,561,390	16,748,803	73,944,308	115,254,501	577,631	118,902	114,557,968
E02	EMS	8,896,922	6,161,925	442,321	15,501,168	183,218	114,152	15,203,798
E03	EMS	1,927,530	926,245	846,083	3,699,858	28,000	0	3,671,858
OTHER TOTAL VALUATION		35,385,842	23,836,973	75,232,712	134,455,527	788,849	233,054	133,433,624

School								
DISTRICT	DESCRIPTION	PERSONAL PROPERTY	REAL PROPERTY	PUBLIC SERVICE	TOTAL VALUATION	HOMESTEAD EXEMPTIONS	OTHER EXEMPTIONS	NET VALUATION
I-26 Wea	Rural Wea I-26	28,883,403	104,018,567	19,331,573	152,233,543	2,059,748	575,885	149,597,910
I-46 But	Rural But I-46	0	0	0	0	0	0	0
I-5 Arap	Rural Ara I-5	7,506,721	6,612,419	5,821,197	19,940,337	276,084	46,270	19,617,983
I-7 TFC	Rural TFC I-7	24,561,390	16,748,803	73,944,308	115,254,501	577,631	118,902	114,557,968
I-99 Cli	Rural Cli I-99	18,588,589	47,164,829	10,381,252	76,134,670	1,605,777	356,470	74,172,423
JI-1 Cad	JI-1 Caddo	38,823	28,422	19,408	86,653	1,000	0	85,653
JI-11 Wa	JI-11 Washita	1,951,046	1,415,053	416,713	3,782,812	37,500	6,914	3,738,398

2023 CUSTER COUNTY ASSESSOR'S OFFICE REPORT TO THE EXCISE BOARD

07/27/2023


JI-3 Rog	JI-3 RogerMills	1,927,530	926,245	846,083	3,699,858	28,000	0	3,671,858
JI-6 Bec	JI-6 Beckham	87,934	10,108	27,332	125,374	2,000	0	123,374
JI-66Rog	JI-66RogerMills	15,693,199	1,362,158	1,837,719	18,893,076	37,000	0	18,856,076
Rural Bu	Rural But I-5	8,896,922	6,161,925	442,321	15,501,168	183,218	114,152	15,203,798
SCHOOL TOTAL VALUATION		108,135,557	184,448,529	113,067,906	405,651,992	4,807,958	1,218,593	399,625,441

Vo-Tech								
DISTRICT	DESCRIPTION	PERSONAL PROPERTY	REAL PROPERTY	PUBLIC SERVICE	TOTAL VALUATION	HOMESTEAD EXEMPTIONS	OTHER EXEMPTIONS	NET VALUATION
V-10	CADDO KIOWA TECH CNTR	38,823	28,422	19,408	86,653	1,000	0	85,653
V-12	WESTERN TECH CENTER	81,607,814	166,745,059	38,258,107	286,610,980	4,201,327	1,099,691	281,309,962
VO-TECH TOTAL VALUATION		81,646,637	166,773,481	38,277,515	286,697,633	4,202,327	1,099,691	281,395,615

I, Brad Rennels, Assessor of Custer County Oklahoma, do hereby certify that the foregoing is a true and correct statement of valuations for Real Estate, Personal Property, Public Service and Homestead Exemptions as certified by the State Board of Equalization and shown by the records in the County Assessor's office. Subscribed by my name and affixed the seal of the County Assessors office on this day of 07/27/2023.

State of Oklahoma)
Custer County) SS  7-28-23 Brad Rennels
Date County Assessor
Custer County Seal

I, County Clerk of Custer County Oklahoma, do hereby certify that the above is a true, correct and complete list of the valuations of Custer County Oklahoma as certified by the Custer County Assessor's office.

 County Clerk
Custer County Seal

Excise Board:   9-17-23
Date


7-28-23
Date

Real	Count	Value
Agricultural	5	3,879
Commercial	16	58,627
Residential	355	1,763,932
Total Real Value	376	1,826,438

Homestead	145	147,250
Veteran	6	40,869
Other	0	0
Total Exempt	154	188,119

TIF Increment Value

Net Assessed 1,638,319

Net Assessed Under Protest

Senior Freeze	16	49,988
Capped Parcels	209	1,555,495

Personal	Count	Value
Agricultural	1	9,686
Commercial	25	18,048
Mobile Home	20	34,357
Total Personal	46	62,091

Total Exempt 0 0

TIF Increment Value

Net Assessed 62,091

Net Assessed Under Protest

Public Service	Count	Value
Total PS Value	8	222,146

TIF Increment Value

Net Assessed 222,146

District Totals

Total Gross Value	2,110,675
Homestead Loss	147,250
Other Exemption Loss	40,869

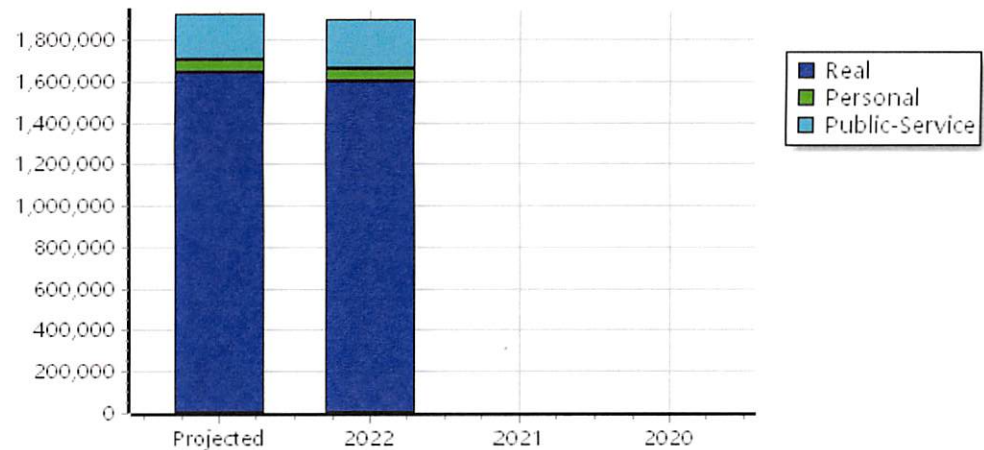
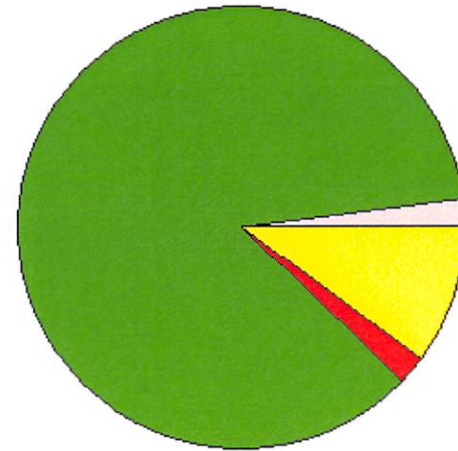
TIF Increment Value

Retained TIF Value

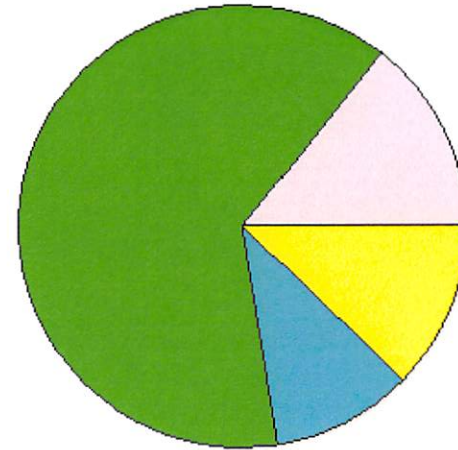
Net Assessed Value 1,922,556

Net Assessed Under Protest

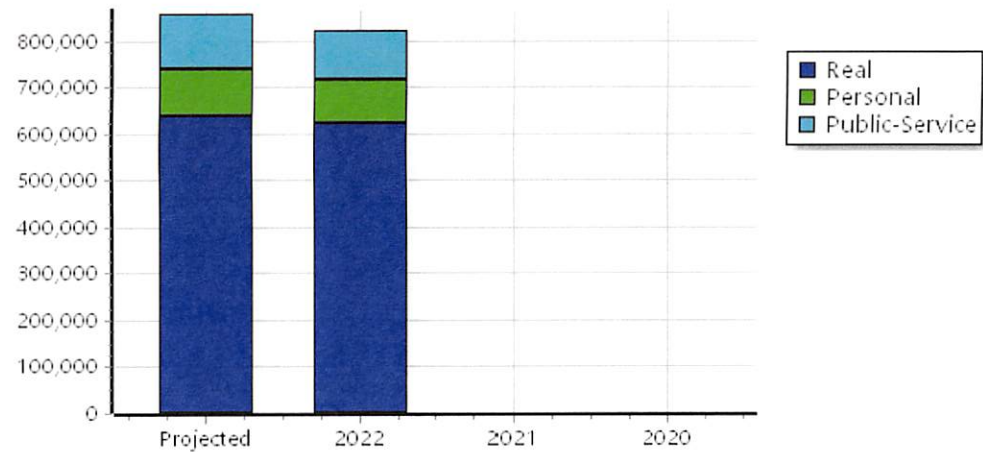
* Public Service Protests Values are not included on this report.



Real	Count	Value
Agricultural	0	0
Commercial	24	128,201
Residential	211	577,268
Total Real Value	235	705,469
Homestead	60	60,342
Veteran	1	5,322
Other	0	0
Total Exempt	62	65,664
TIF Increment Value		
Net Assessed		639,805
Net Assessed Under Protest		
Senior Freeze	2	8,688
Capped Parcels	206	365,415



Personal	Count	Value
Agricultural	1	72
Commercial	15	93,354
Mobile Home	7	7,701
Total Personal	23	101,127
Total Exempt	0	0
TIF Increment Value		
Net Assessed		101,127
Net Assessed Under Protest		



Public Service	Count	Value
Total PS Value	6	116,307
TIF Increment Value		
Net Assessed		116,307

District Totals	
Total Gross Value	922,903
Homestead Loss	60,342
Other Exemption Loss	5,322
TIF Increment Value	
Retained TIF Value	
Net Assessed Value	857,239
Net Assessed Under Protest	

* Public Service Protests Values are not included on this report.

Real	Count	Value
Agricultural	5	36,001
Commercial	31	236,681
Residential	341	834,085
Total Real Value	377	1,106,767

Homestead	82	82,693
Veteran	3	19,067
Other	0	0
Total Exempt	87	101,760

TIF Increment Value

Net Assessed 1,005,007

Net Assessed Under Protest

Senior Freeze	4	14,652
Capped Parcels	333	376,877

Personal	Count	Value
Agricultural	1	596
Commercial	10	362,108
Mobile Home	4	9,580
Total Personal	15	372,284

Total Exempt 0

TIF Increment Value

Net Assessed 372,284

Net Assessed Under Protest

Public Service	Count	Value
Total PS Value	6	155,957

TIF Increment Value

Net Assessed 155,957

District Totals

Total Gross Value 1,635,008

Homestead Loss 82,693

Other Exemption Loss 19,067

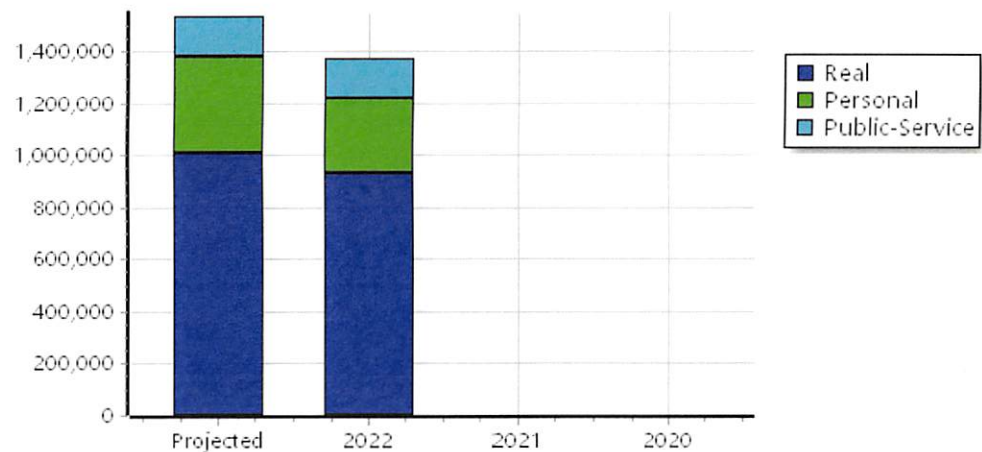
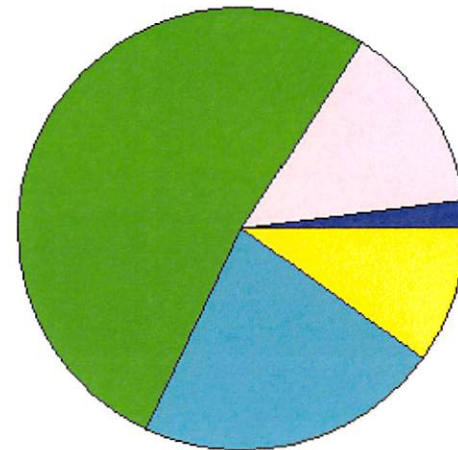
TIF Increment Value

Retained TIF Value

Net Assessed Value 1,533,248

Net Assessed Under Protest

* Public Service Protests Values are not included on this report.



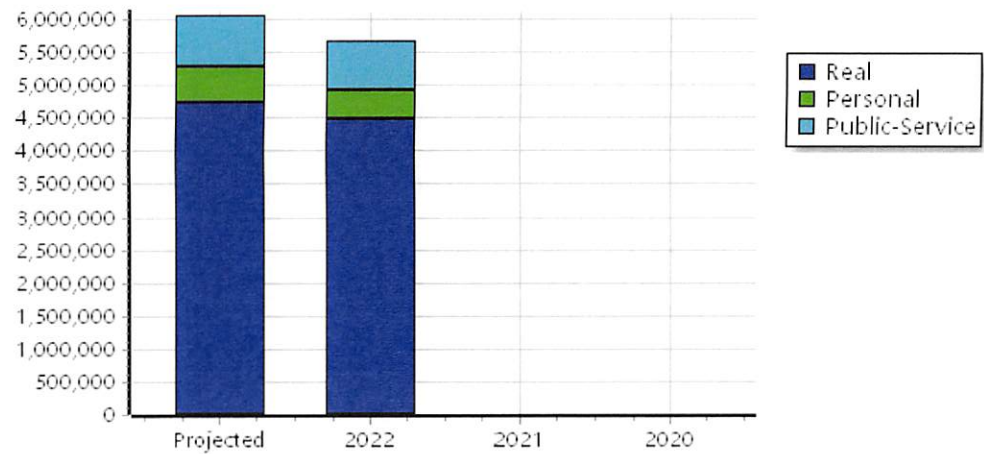
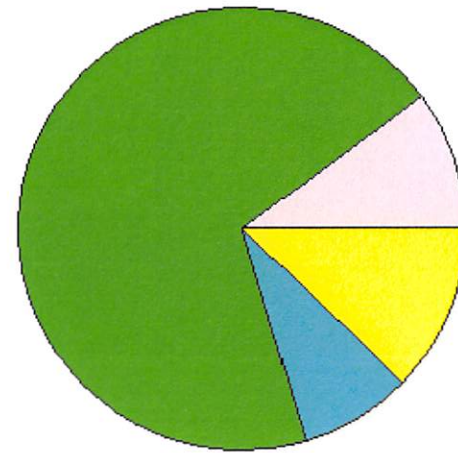
Real	Count	Value
Agricultural	7	32,489
Commercial	73	669,231
Residential	697	4,352,945
Total Real Value	777	5,054,665
Homestead	283	287,945
Veteran	2	32,769
Other	0	0
Total Exempt	293	320,714
TIF Increment Value		
Net Assessed		4,733,951
Net Assessed Under Protest		
Senior Freeze	25	86,025
Capped Parcels	638	1,528,345

Personal	Count	Value
Agricultural	4	5,990
Commercial	77	509,284
Mobile Home	23	39,798
Total Personal	104	555,072
Total Exempt	0	0
TIF Increment Value		
Net Assessed		555,072
Net Assessed Under Protest		

Public Service	Count	Value
Total PS Value	11	767,866
TIF Increment Value		
Net Assessed		767,866

District Totals	
Total Gross Value	6,377,603
Homestead Loss	287,945
Other Exemption Loss	32,769
TIF Increment Value	
Retained TIF Value	
Net Assessed Value	6,056,889
Net Assessed Under Protest	

* Public Service Protests Values are not included on this report.



Real	Count	Value
Agricultural	26	106,291
Commercial	589	12,535,539
Residential	3,625	27,842,216
Total Real Value	4,240	40,484,046

Homestead	1,369	1,406,027
Veteran	21	247,003
Other	2	1,526
Total Exempt	1,440	1,654,556

TIF Increment Value

Net Assessed 38,829,490

Net Assessed Under Protest

Senior Freeze	126	326,348
Capped Parcels	1,596	4,002,317

Personal	Count	Value
Agricultural	5	20,643
Commercial	470	11,877,665
Mobile Home	54	47,427
Total Personal	529	11,945,735

Total Exempt 3 1,130,249

TIF Increment Value

Net Assessed 10,815,486

Net Assessed Under Protest

Public Service	Count	Value
Total PS Value	18	4,260,704

TIF Increment Value

Net Assessed 4,260,704

District Totals

Total Gross Value	56,690,485
Homestead Loss	1,406,027
Other Exemption Loss	1,378,778

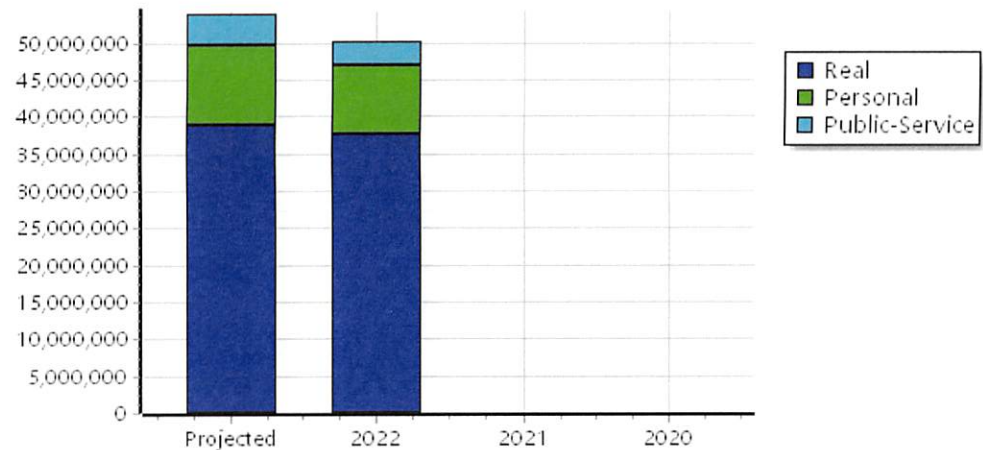

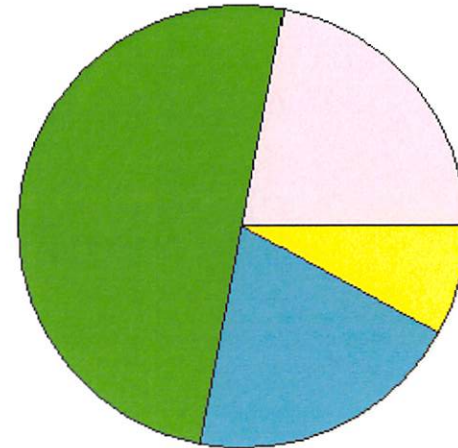
TIF Increment Value

Retained TIF Value

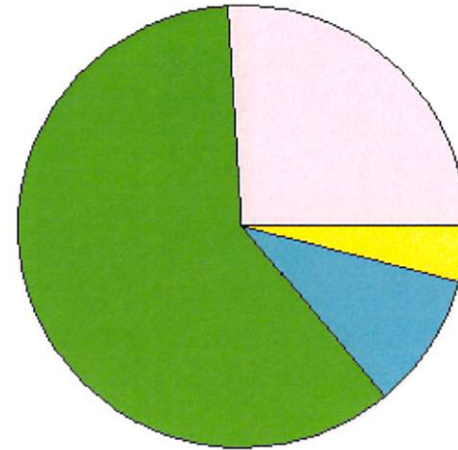
Net Assessed Value 53,905,680

Net Assessed Under Protest

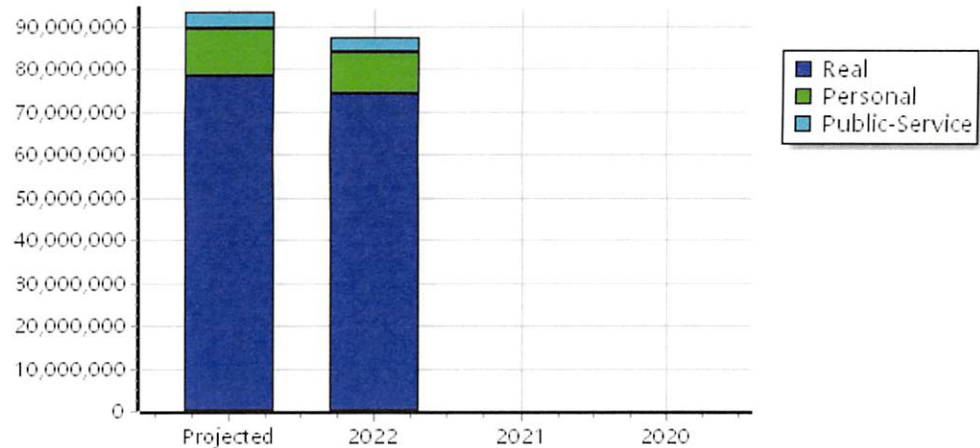
* Public Service Protests Values are not included on this report.



Real	Count	Value
Agricultural	18	73,839
Commercial	691	23,939,981
Residential	3,385	56,465,909
Total Real Value	4,094	80,479,729
Homestead	1,476	1,494,248
Veteran	24	436,717
Other	8	5,543
Total Exempt	1,533	1,936,508
TIF Increment Value		
Net Assessed		78,543,221
Net Assessed Under Protest		
Senior Freeze	113	575,101
Capped Parcels	1,408	5,016,470



Personal	Count	Value
Agricultural	9	15,398
Commercial	520	10,369,784
Mobile Home	477	647,140
Total Personal	1,006	11,032,322
Total Exempt	5	14,940
TIF Increment Value		
Net Assessed		11,017,382
Net Assessed Under Protest		



Public Service	Count	Value
Total PS Value	16	3,830,741
TIF Increment Value		
Net Assessed		3,830,741

District Totals	
Total Gross Value	95,342,792
Homestead Loss	1,494,248
Other Exemption Loss	457,200
TIF Increment Value	
Retained TIF Value	
Net Assessed Value	93,391,344
Net Assessed Under Protest	

* Public Service Protests Values are not included on this report.

Real	Count	Value
Agricultural	5,514	20,000,690
Commercial	1,640	42,679,585
Residential	10,966	121,768,254
Total Real Value	18,120	184,448,529
Homestead	4,730	4,807,958
Veteran	81	1,200,382
Other	20	18,211
Total Exempt	4,939	6,026,551

TIF Increment Value

Net Assessed 178,421,978

Net Assessed Under Protest

Senior Freeze	347	1,469,097
Capped Parcels	6,787	20,281,790

Personal	Count	Value
Agricultural	805	5,834,849
Commercial	1,528	102,178,967
Mobile Home	889	1,452,724
Total Personal	3,222	109,466,540
Total Exempt	58	1,330,983

TIF Increment Value

Net Assessed 108,135,557

Net Assessed Under Protest

Public Service	Count	Value
Total PS Value	199	113,067,906

TIF Increment Value

Net Assessed 113,067,906

District Totals

Total Gross Value	406,982,975
Homestead Loss	4,807,958
Other Exemption Loss	2,549,576

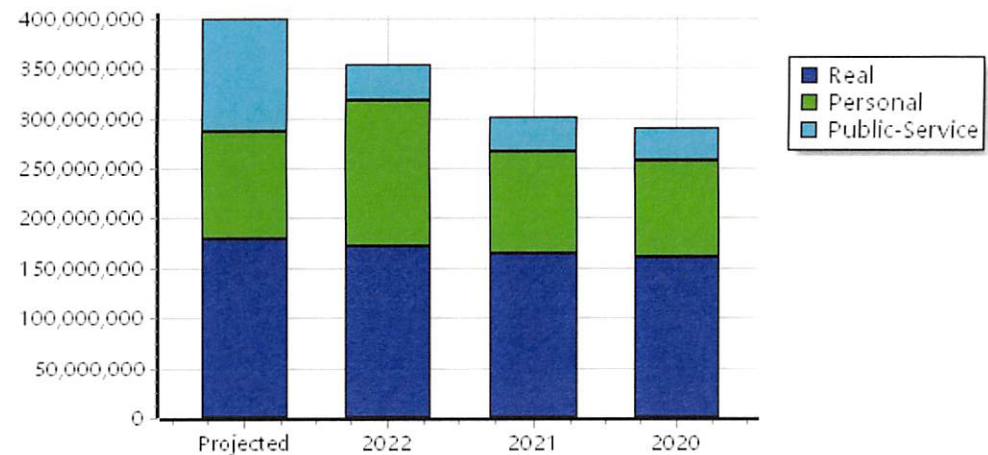
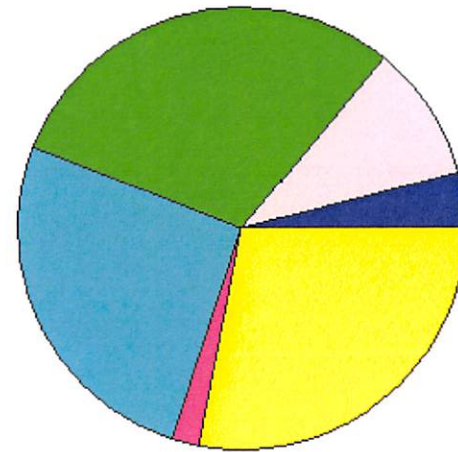
TIF Increment Value

Retained TIF Value

Net Assessed Value 399,625,441

Net Assessed Under Protest

* Public Service Protests Values are not included on this report.



Real	Count	Value
Agricultural	1,664	6,873,690
Commercial	138	2,198,893
Residential	1,257	7,676,220
Total Real Value	3,059	16,748,803
Homestead	569	577,631
Veteran	9	115,359
Other	3	3,543
Total Exempt	596	696,533

TIF Increment Value

Net Assessed 16,052,270

Net Assessed Under Protest

Senior Freeze	37	150,545
Capped Parcels	1,721	3,426,500

Personal	Count	Value
Agricultural	245	2,984,300
Commercial	166	21,615,689
Mobile Home	60	141,160
Total Personal	471	24,741,149
Total Exempt	13	179,759

TIF Increment Value

Net Assessed 24,561,390

Net Assessed Under Protest

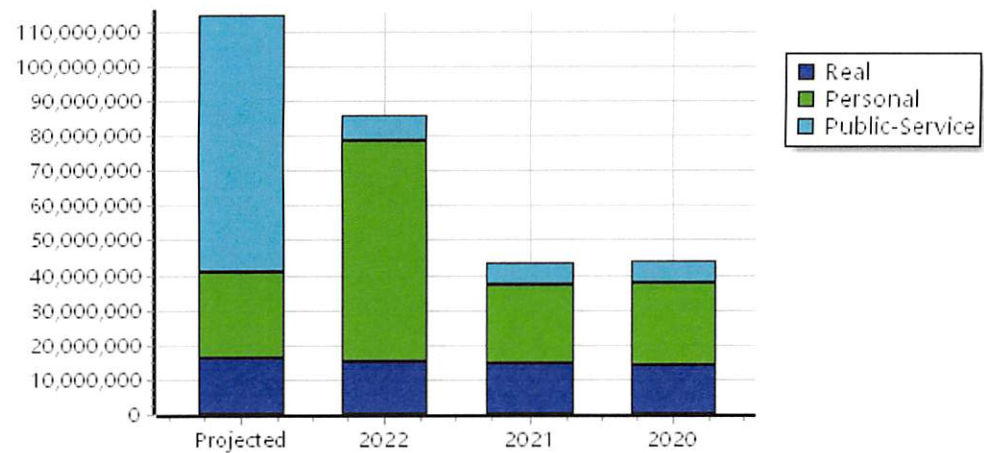
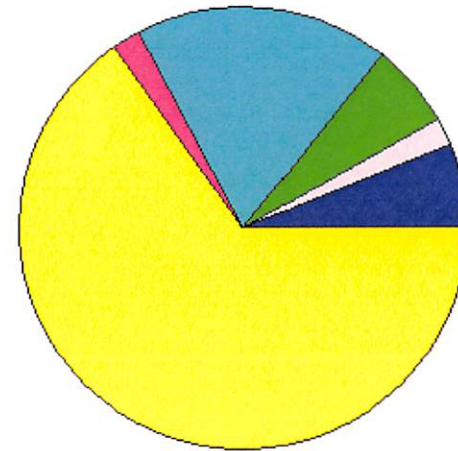
Public Service	Count	Value
Total PS Value	36	73,944,308
TIF Increment Value		
Net Assessed		73,944,308

District Totals

Total Gross Value	115,434,260
Homestead Loss	577,631
Other Exemption Loss	298,661
TIF Increment Value	
Retained TIF Value	
Net Assessed Value	114,557,968

Net Assessed Under Protest

* Public Service Protests Values are not included on this report.



Real	Count	Value
Agricultural	941	2,414,770
Commercial	36	270,002
Residential	659	3,477,153
Total Real Value	1,636	6,161,925
Homestead	180	183,218
Veteran	5	114,152
Other	0	0
Total Exempt	189	297,370

TIF Increment Value

Net Assessed 5,864,555

Net Assessed Under Protest

Senior Freeze	11	47,081
Capped Parcels	653	1,151,547

Personal	Count	Value
Agricultural	80	438,769
Commercial	51	8,403,506
Mobile Home	23	56,287
Total Personal	154	8,898,562
Total Exempt	9	1,640

TIF Increment Value

Net Assessed 8,896,922

Net Assessed Under Protest

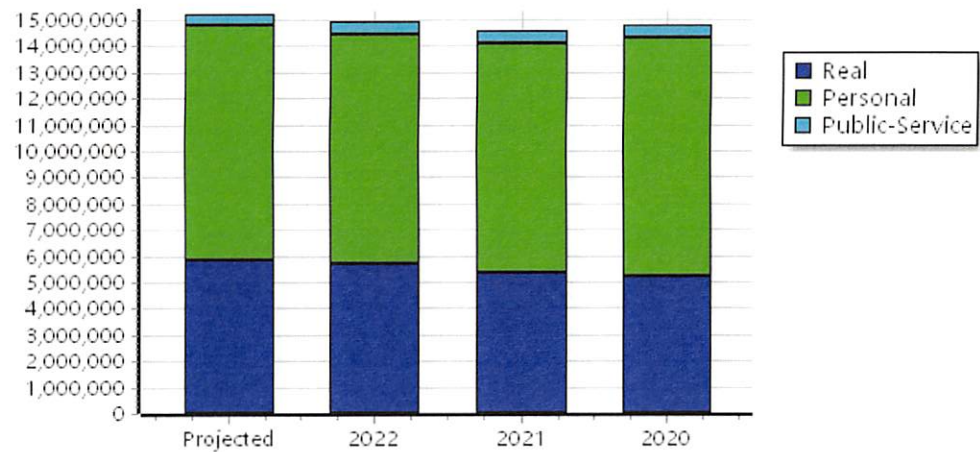
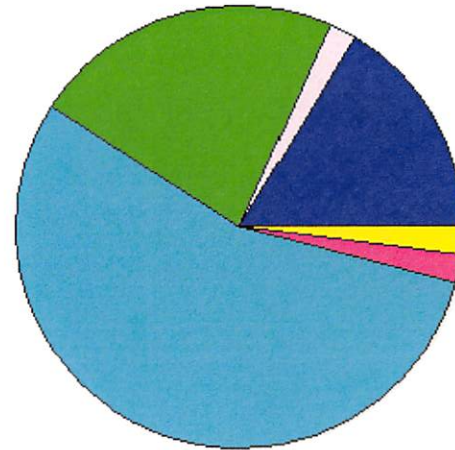
Public Service	Count	Value
Total PS Value	13	442,321
TIF Increment Value		
Net Assessed		442,321

District Totals

Total Gross Value	15,502,808
Homestead Loss	183,218
Other Exemption Loss	115,792
TIF Increment Value	
Retained TIF Value	
Net Assessed Value	15,203,798

Net Assessed Under Protest

* Public Service Protests Values are not included on this report.



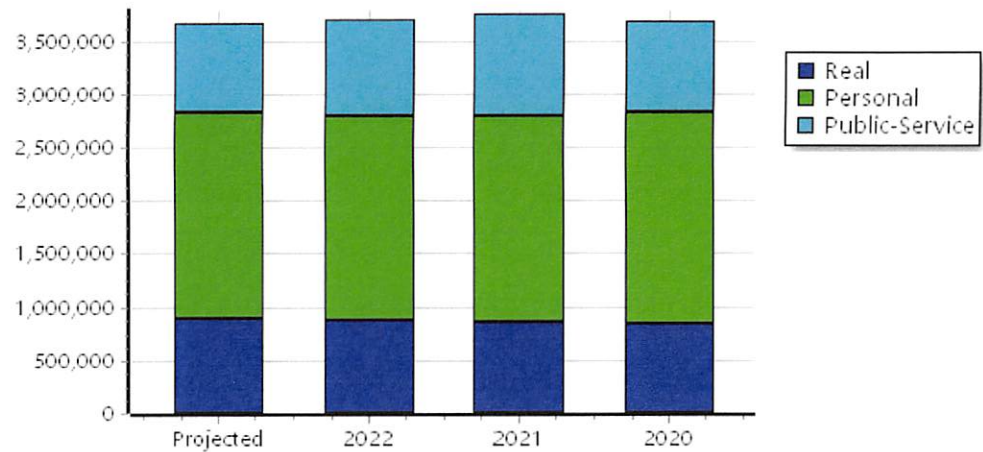
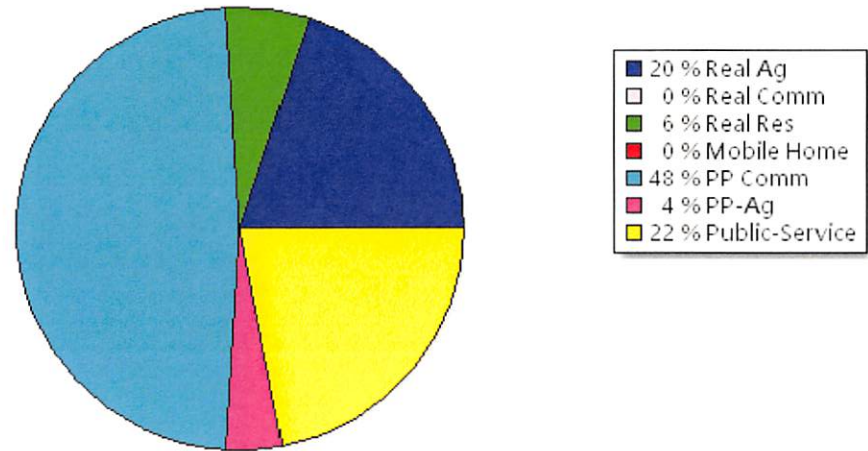
Real	Count	Value
Agricultural	314	724,114
Commercial	1	1,113
Residential	24	201,018
Total Real Value	339	926,245
Homestead	28	28,000
Veteran	0	0
Other	0	0
Total Exempt	28	28,000
TIF Increment Value		
Net Assessed		898,245
Net Assessed Under Protest		
Senior Freeze	0	0
Capped Parcels	120	258,405

Personal	Count	Value
Agricultural	27	150,071
Commercial	16	1,755,924
Mobile Home	3	21,625
Total Personal	46	1,927,620
Total Exempt	2	90
TIF Increment Value		
Net Assessed		1,927,530
Net Assessed Under Protest		

Public Service	Count	Value
Total PS Value	8	846,083
TIF Increment Value		
Net Assessed		846,083

District Totals	
Total Gross Value	3,699,948
Homestead Loss	28,000
Other Exemption Loss	90
TIF Increment Value	
Retained TIF Value	
Net Assessed Value	3,671,858
Net Assessed Under Protest	

* Public Service Protests Values are not included on this report.



Real	Count	Value
Agricultural	772	3,827,151
Commercial	768	26,182,142
Residential	4,389	74,009,274
Total Real Value	5,929	104,018,567

Homestead	2,038	2,059,748
Veteran	31	564,947
Other	13	10,938
Total Exempt	2,112	2,635,633

TIF Increment Value

Net Assessed 101,382,934

Net Assessed Under Protest

Senior Freeze	134	748,012
Capped Parcels	1,885	7,809,137

Personal	Count	Value
Agricultural	179	776,294
Commercial	638	27,097,904
Mobile Home	656	1,025,968
Total Personal	1,473	28,900,166

Total Exempt 17 16,763

TIF Increment Value

Net Assessed 28,883,403

Net Assessed Under Protest

Public Service	Count	Value
Total PS Value	40	19,331,573

TIF Increment Value

Net Assessed 19,331,573

District Totals

Total Gross Value	152,250,306
Homestead Loss	2,059,748
Other Exemption Loss	592,648

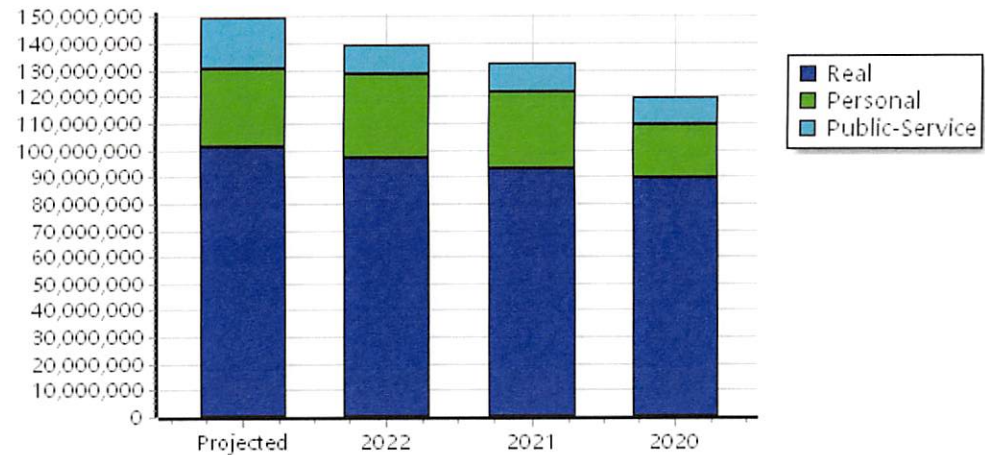
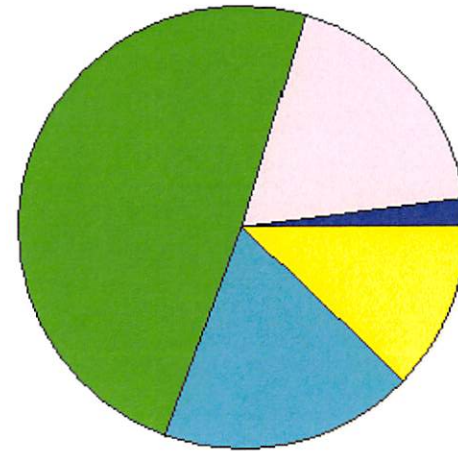
TIF Increment Value

Retained TIF Value

Net Assessed Value 149,597,910

Net Assessed Under Protest

* Public Service Protests Values are not included on this report.



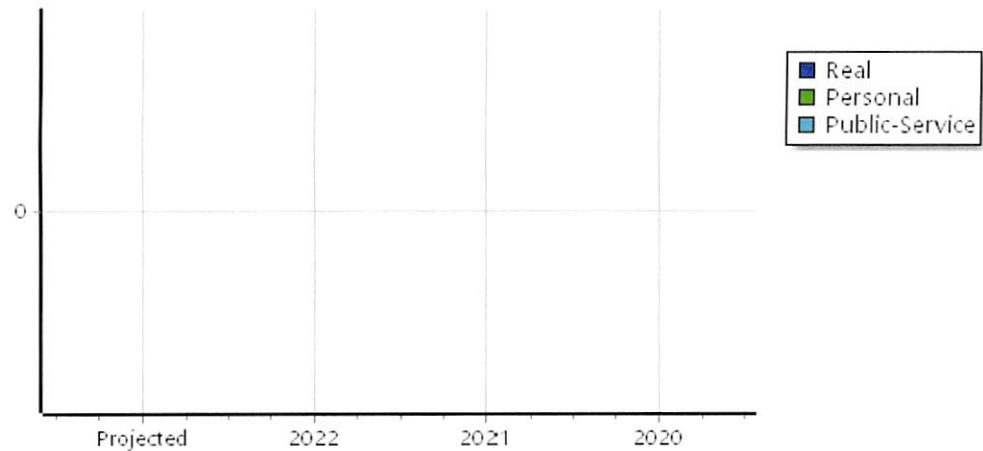
Real	Count	Value
Agricultural	0	0
Commercial	0	0
Residential	0	0
Total Real Value	0	0
Homestead	0	0
Veteran	0	0
Other	0	0
Total Exempt	0	0
TIF Increment Value		
Net Assessed		0
Net Assessed Under Protest		
Senior Freeze	0	0
Capped Parcels	0	0

Personal	Count	Value
Agricultural	0	0
Commercial	0	0
Mobile Home	0	0
Total Personal	0	0
Total Exempt	0	0
TIF Increment Value		
Net Assessed		0
Net Assessed Under Protest		

Public Service	Count	Value
Total PS Value	0	0
TIF Increment Value		
Net Assessed		0

District Totals	
Total Gross Value	0
Homestead Loss	0
Other Exemption Loss	0
TIF Increment Value	
Retained TIF Value	
Net Assessed Value	0
Net Assessed Under Protest	

* Public Service Protests Values are not included on this report.



Real	Count	Value
Agricultural	640	2,140,509
Commercial	43	746,352
Residential	527	3,725,558
Total Real Value	1,210	6,612,419

Homestead	274	276,084
Veteran	7	45,166
Other	1	1,104
Total Exempt	286	322,354

TIF Increment Value

Net Assessed 6,290,065

Net Assessed Under Protest

Senior Freeze	20	72,332
Capped Parcels	337	1,844,819

Personal	Count	Value
Agricultural	101	624,072
Commercial	73	6,825,675
Mobile Home	32	58,066
Total Personal	206	7,507,813

Total Exempt 7 1,092

TIF Increment Value

Net Assessed 7,506,721

Net Assessed Under Protest

Public Service	Count	Value
Total PS Value	26	5,821,197

TIF Increment Value

Net Assessed 5,821,197

District Totals

Total Gross Value	19,941,429
Homestead Loss	276,084
Other Exemption Loss	47,362

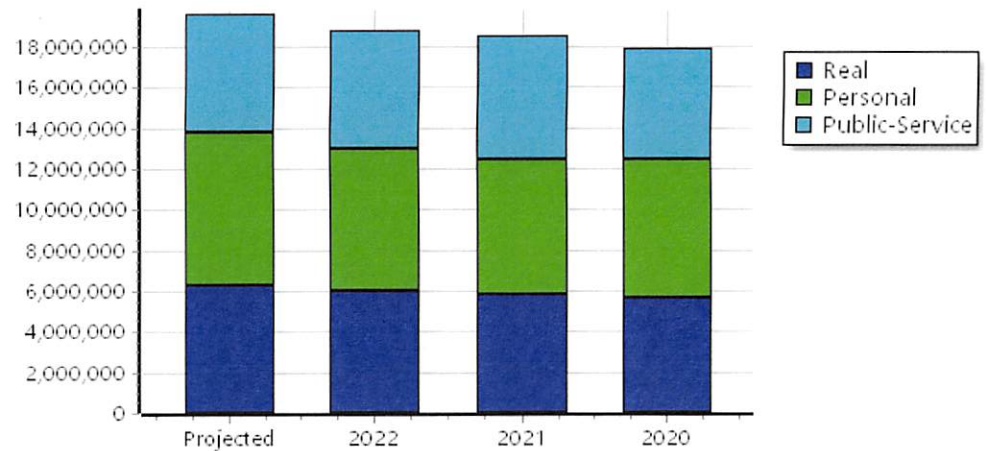
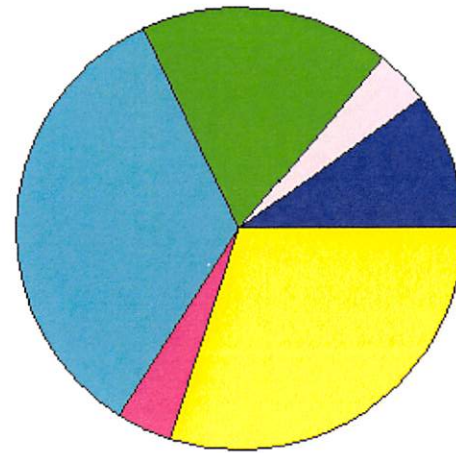
TIF Increment Value

Retained TIF Value

Net Assessed Value 19,617,983

Net Assessed Under Protest

* Public Service Protests Values are not included on this report.



Real	Count	Value
Agricultural	1,664	6,873,690
Commercial	138	2,198,893
Residential	1,257	7,676,220
Total Real Value	3,059	16,748,803
Homestead	569	577,631
Veteran	9	115,359
Other	3	3,543
Total Exempt	596	696,533

TIF Increment Value

Net Assessed 16,052,270

Net Assessed Under Protest

Senior Freeze	37	150,545
Capped Parcels	1,721	3,426,500

Personal	Count	Value
Agricultural	245	2,984,300
Commercial	166	21,615,689
Mobile Home	60	141,160
Total Personal	471	24,741,149
Total Exempt	13	179,759

TIF Increment Value

Net Assessed 24,561,390

Net Assessed Under Protest

Public Service	Count	Value
Total PS Value	36	73,944,308

TIF Increment Value

Net Assessed 73,944,308

District Totals

Total Gross Value	115,434,260
Homestead Loss	577,631
Other Exemption Loss	298,661

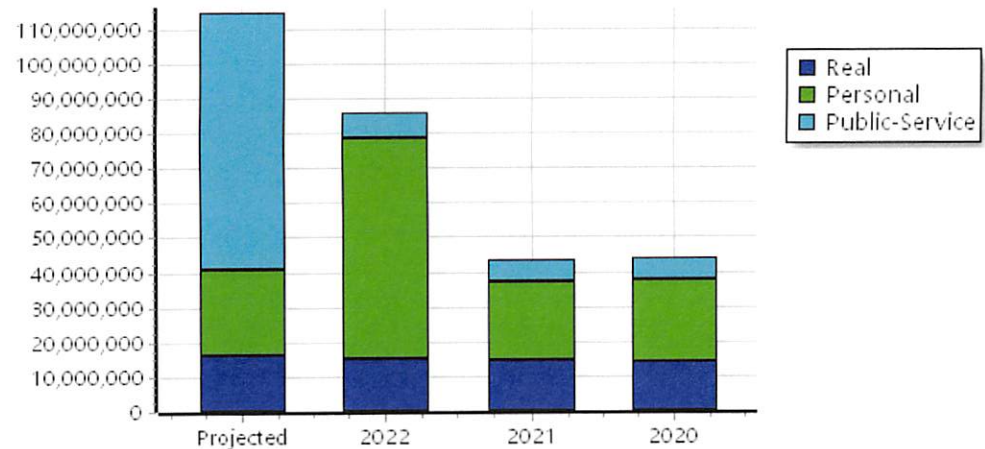
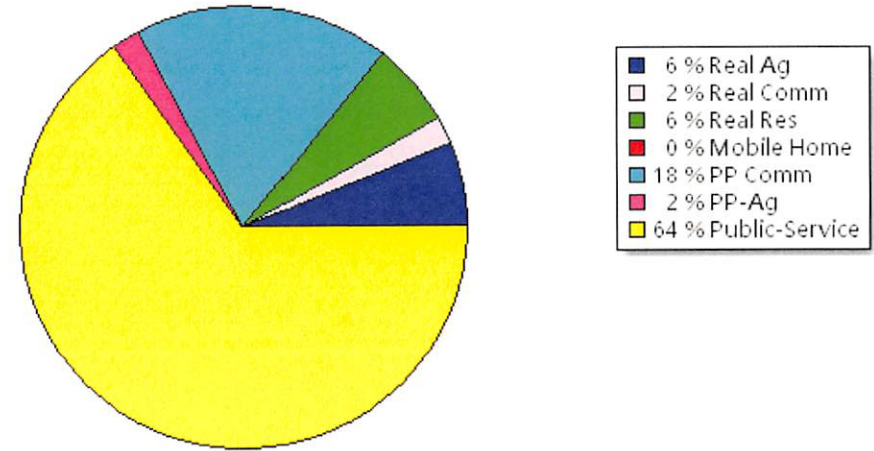
TIF Increment Value

Retained TIF Value

Net Assessed Value 114,557,968

Net Assessed Under Protest

* Public Service Protests Values are not included on this report.



Real	Count	Value
Agricultural	481	2,069,038
Commercial	639	13,188,916
Residential	4,018	31,906,875
Total Real Value	5,138	47,164,829

Homestead	1,565	1,605,777
Veteran	28	353,844
Other	3	2,626
Total Exempt	1,649	1,962,247

TIF Increment Value

Net Assessed 45,202,582

Net Assessed Under Protest

Senior Freeze	138	422,327
Capped Parcels	1,883	4,965,689

Personal	Count	Value
Agricultural	108	582,954
Commercial	531	19,005,526
Mobile Home	105	131,748
Total Personal	744	19,720,228

Total Exempt 10 1,131,639

TIF Increment Value

Net Assessed 18,588,589

Net Assessed Under Protest

Public Service	Count	Value
Total PS Value	45	10,381,252

TIF Increment Value

Net Assessed 10,381,252

District Totals

Total Gross Value 77,266,309

Homestead Loss 1,605,777

Other Exemption Loss 1,488,109

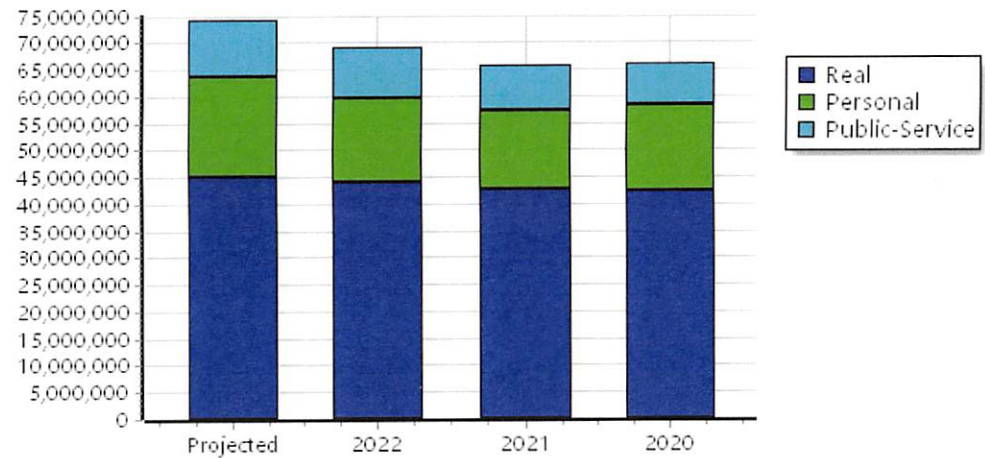
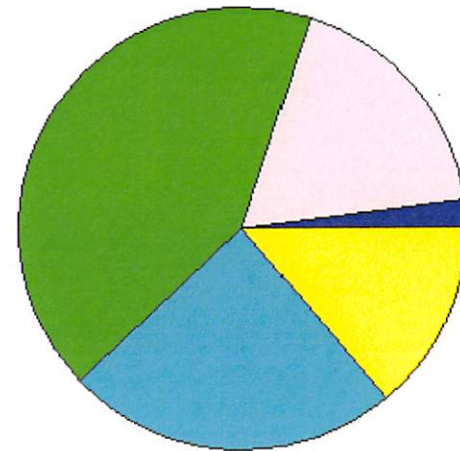
TIF Increment Value

Retained TIF Value

Net Assessed Value 74,172,423

Net Assessed Under Protest

* Public Service Protests Values are not included on this report.



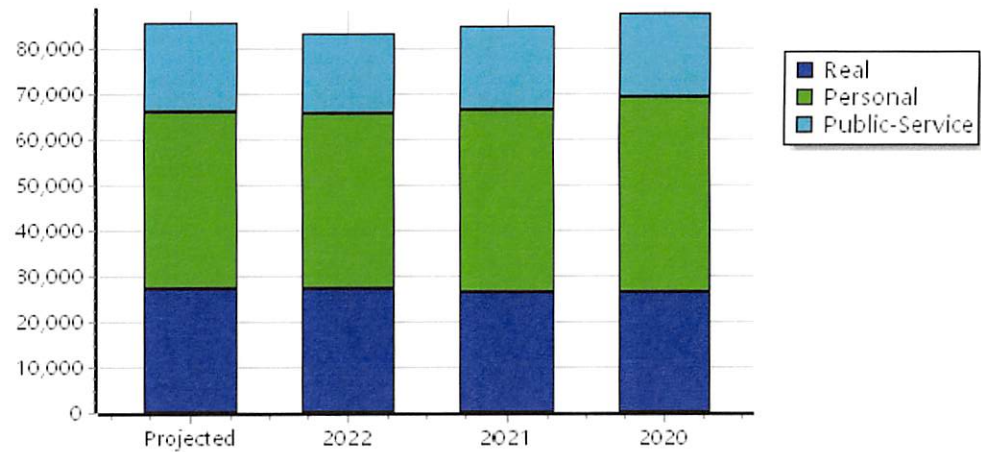
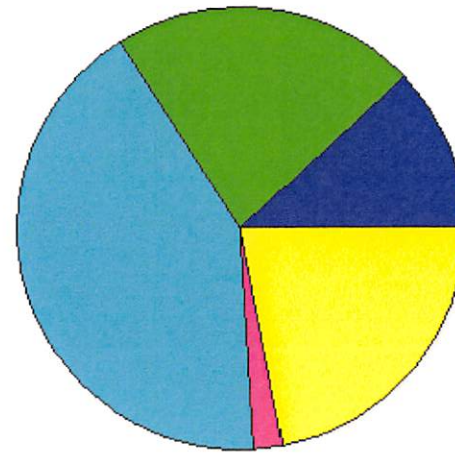
Real	Count	Value
Agricultural	3	10,139
Commercial	0	0
Residential	2	18,283
Total Real Value	5	28,422
Homestead	1	1,000
Veteran	0	0
Other	0	0
Total Exempt	1	1,000
TIF Increment Value		
Net Assessed		27,422
Net Assessed Under Protest		
Senior Freeze	0	0
Capped Parcels	1	5,511

Personal	Count	Value
Agricultural	1	2,196
Commercial	3	36,627
Mobile Home	0	0
Total Personal	4	38,823
Total Exempt	0	0
TIF Increment Value		
Net Assessed		38,823
Net Assessed Under Protest		

Public Service	Count	Value
Total PS Value	4	19,408
TIF Increment Value		
Net Assessed		19,408

District Totals	
Total Gross Value	86,653
Homestead Loss	1,000
Other Exemption Loss	0
TIF Increment Value	
Retained TIF Value	
Net Assessed Value	85,653
Net Assessed Under Protest	

* Public Service Protests Values are not included on this report.



Real	Count	Value
Agricultural	323	934,618
Commercial	3	15,369
Residential	43	465,066
Total Real Value	369	1,415,053
Homestead	38	37,500
Veteran	1	6,914
Other	0	0
Total Exempt	39	44,414

TIF Increment Value

Net Assessed 1,370,639

Net Assessed Under Protest

Senior Freeze	1	2,091
Capped Parcels	82	453,347

Personal	Count	Value
Agricultural	32	74,811
Commercial	21	1,863,235
Mobile Home	5	13,000
Total Personal	58	1,951,046
Total Exempt	0	0

TIF Increment Value

Net Assessed 1,951,046

Net Assessed Under Protest

Public Service	Count	Value
Total PS Value	9	416,713

TIF Increment Value

Net Assessed 416,713

District Totals

Total Gross Value	3,782,812
Homestead Loss	37,500
Other Exemption Loss	6,914

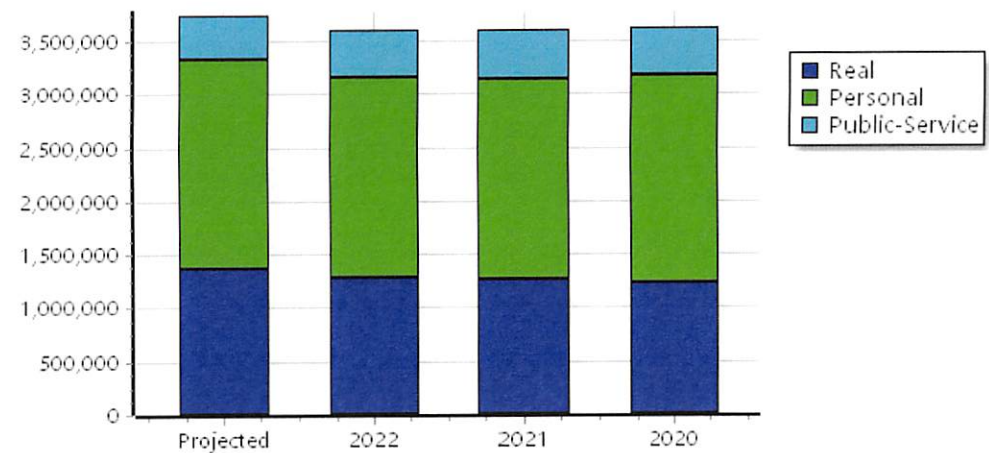
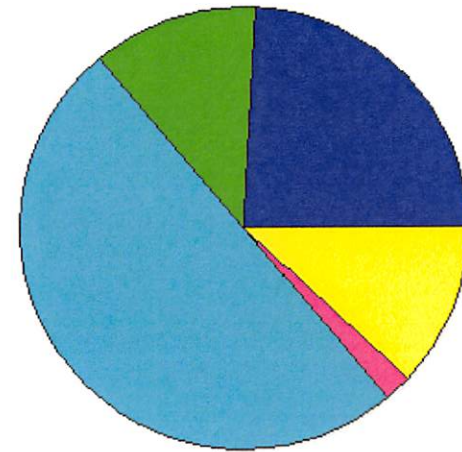
TIF Increment Value

Retained TIF Value

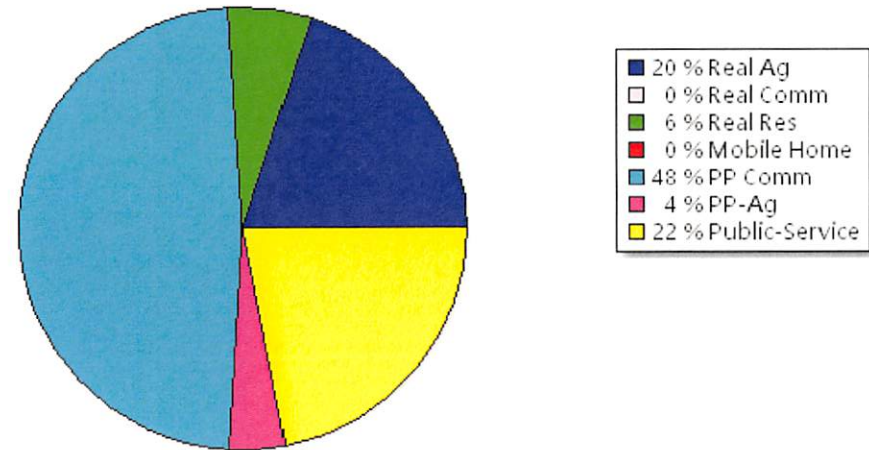
Net Assessed Value 3,738,398

Net Assessed Under Protest

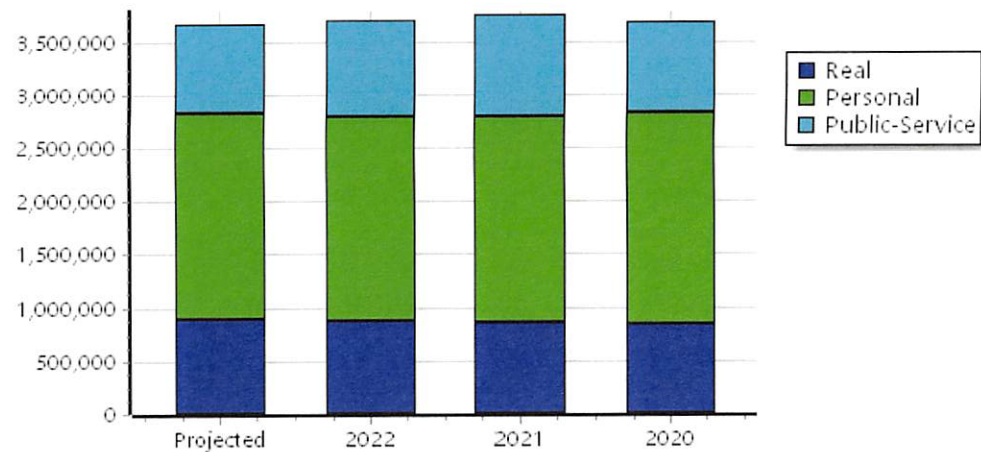
* Public Service Protests Values are not included on this report.



Real	Count	Value
Agricultural	314	724,114
Commercial	1	1,113
Residential	24	201,018
Total Real Value	339	926,245
Homestead	28	28,000
Veteran	0	0
Other	0	0
Total Exempt	28	28,000
TIF Increment Value		
Net Assessed		898,245
Net Assessed Under Protest		
Senior Freeze	0	0
Capped Parcels	120	258,405



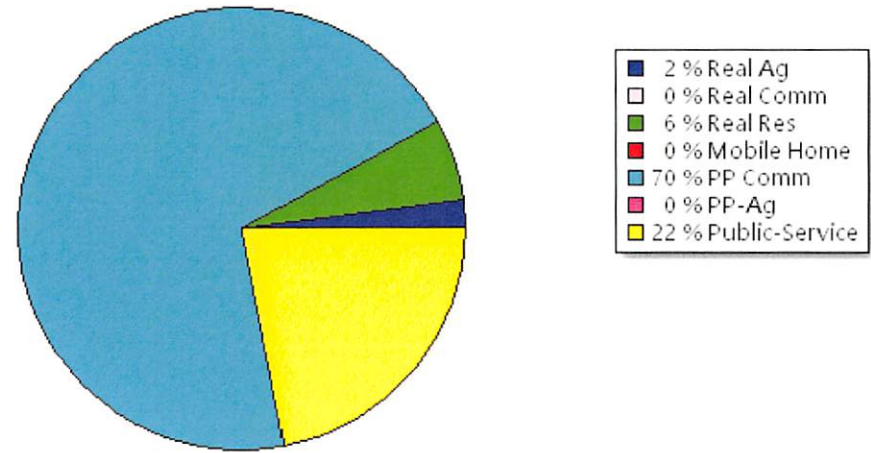
Personal	Count	Value
Agricultural	27	150,071
Commercial	16	1,755,924
Mobile Home	3	21,625
Total Personal	46	1,927,620
Total Exempt	2	90
TIF Increment Value		
Net Assessed		1,927,530
Net Assessed Under Protest		
Public Service	Count	Value
Total PS Value	8	846,083
TIF Increment Value		
Net Assessed		846,083



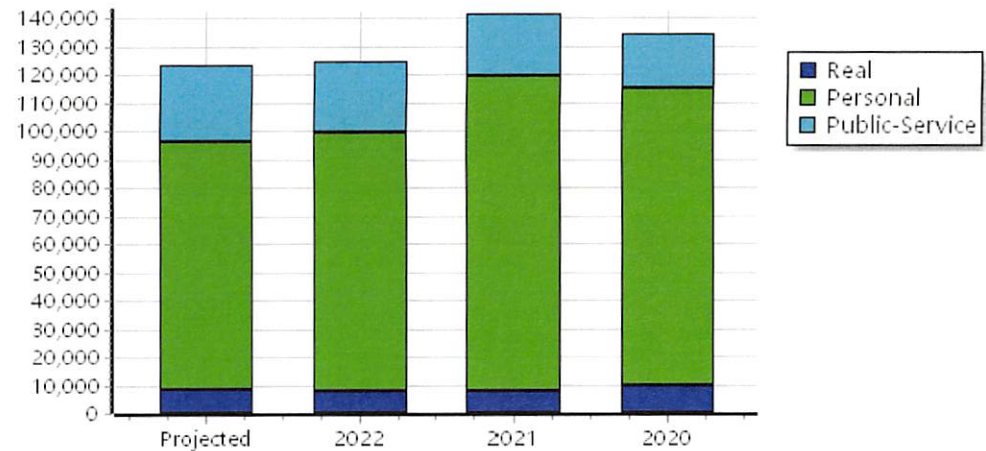
District Totals	
Total Gross Value	3,699,948
Homestead Loss	28,000
Other Exemption Loss	90
TIF Increment Value	
Retained TIF Value	
Net Assessed Value	3,671,858
Net Assessed Under Protest	

* Public Service Protests Values are not included on this report.

Real	Count	Value
Agricultural	2	3,533
Commercial	0	0
Residential	2	6,575
Total Real Value	4	10,108
Homestead	2	2,000
Veteran	0	0
Other	0	0
Total Exempt	2	2,000
TIF Increment Value		
Net Assessed		8,108
Net Assessed Under Protest		
Senior Freeze	0	0
Capped Parcels	2	8,787



Personal	Count	Value
Agricultural	1	168
Commercial	3	87,766
Mobile Home	0	0
Total Personal	4	87,934
Total Exempt	0	0
TIF Increment Value		
Net Assessed		87,934
Net Assessed Under Protest		



Public Service	Count	Value
Total PS Value	7	27,332
TIF Increment Value		
Net Assessed		27,332

District Totals	
Total Gross Value	125,374
Homestead Loss	2,000
Other Exemption Loss	0
TIF Increment Value	
Retained TIF Value	
Net Assessed Value	123,374
Net Assessed Under Protest	

* Public Service Protests Values are not included on this report.

Real	Count	Value
Agricultural	374	1,003,128
Commercial	12	76,798
Residential	45	282,232
Total Real Value	431	1,362,158
Homestead	35	37,000
Veteran	0	0
Other	0	0
Total Exempt	37	37,000

TIF Increment Value

Net Assessed 1,325,158

Net Assessed Under Protest

Senior Freeze	6	26,709
Capped Parcels	103	358,048

Personal	Count	Value
Agricultural	31	201,214
Commercial	26	15,487,115
Mobile Home	5	4,870
Total Personal	62	15,693,199
Total Exempt	0	0

TIF Increment Value

Net Assessed 15,693,199

Net Assessed Under Protest

Public Service	Count	Value
Total PS Value	11	1,837,719

TIF Increment Value

Net Assessed 1,837,719

District Totals

Total Gross Value	18,893,076
Homestead Loss	37,000
Other Exemption Loss	0

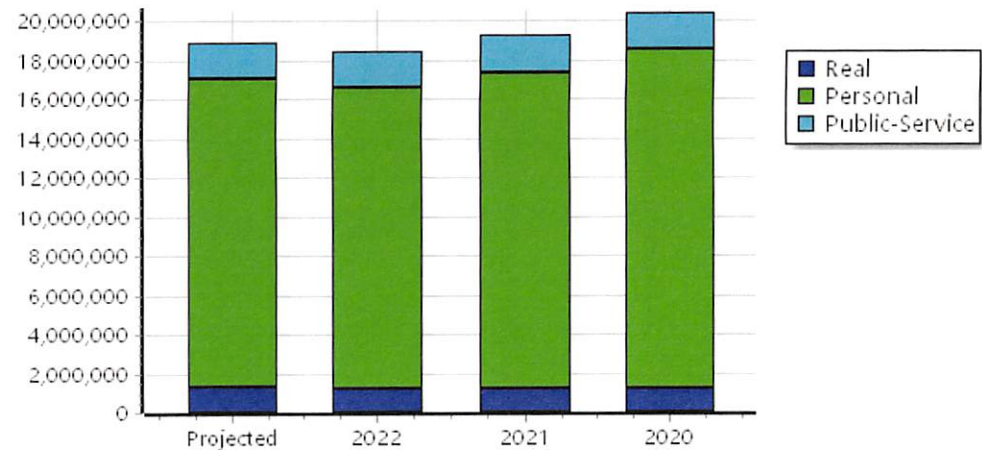
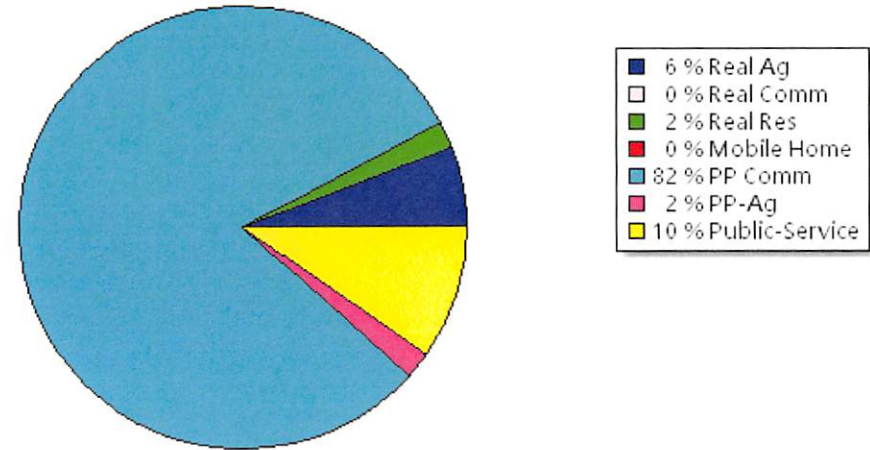
TIF Increment Value

Retained TIF Value


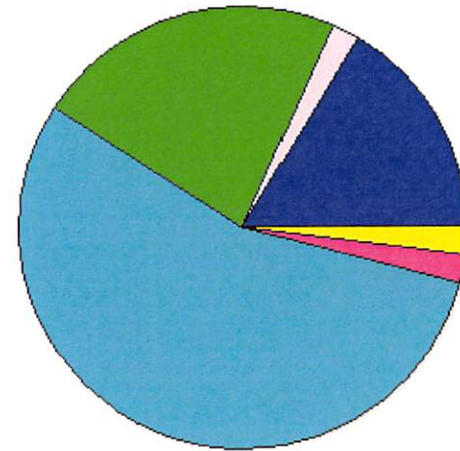
Net Assessed Value 18,856,076

Net Assessed Under Protest

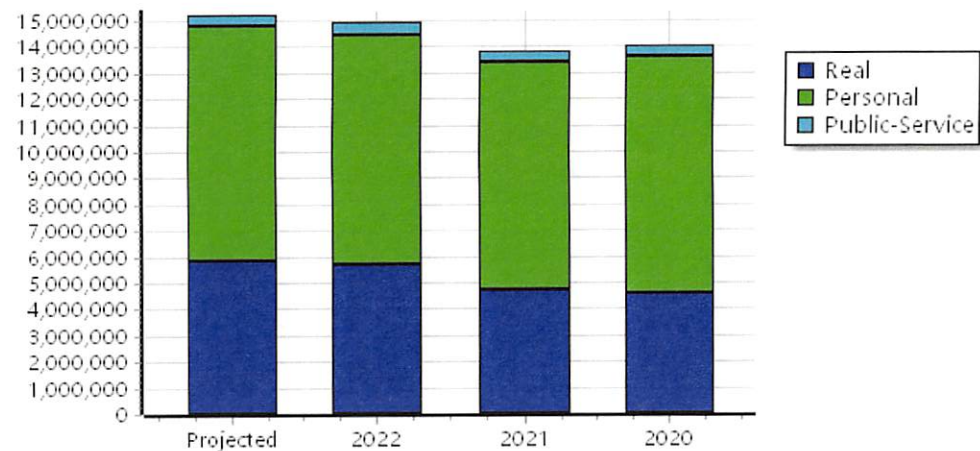
* Public Service Protests Values are not included on this report.



Real	Count	Value
Agricultural	941	2,414,770
Commercial	36	270,002
Residential	659	3,477,153
Total Real Value	1,636	6,161,925
Homestead	180	183,218
Veteran	5	114,152
Other	0	0
Total Exempt	189	297,370
TIF Increment Value		
Net Assessed		5,864,555
Net Assessed Under Protest		
Senior Freeze	11	47,081
Capped Parcels	653	1,151,547



Personal	Count	Value
Agricultural	80	438,769
Commercial	51	8,403,506
Mobile Home	23	56,287
Total Personal	154	8,898,562
Total Exempt	9	1,640
TIF Increment Value		
Net Assessed		8,896,922
Net Assessed Under Protest		
Public Service		
Total PS Value	13	442,321
TIF Increment Value		
Net Assessed		442,321



District Totals	
Total Gross Value	15,502,808
Homestead Loss	183,218
Other Exemption Loss	115,792
TIF Increment Value	
Retained TIF Value	
Net Assessed Value	15,203,798
Net Assessed Under Protest	

* Public Service Protests Values are not included on this report.

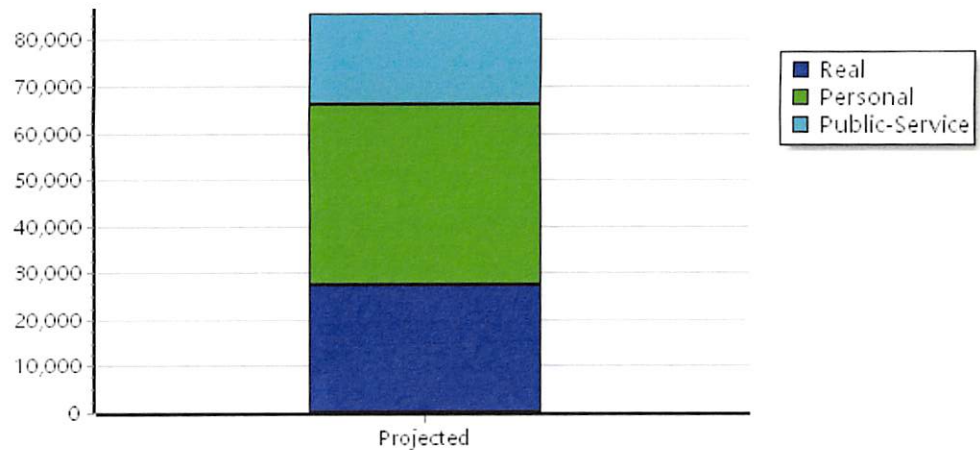
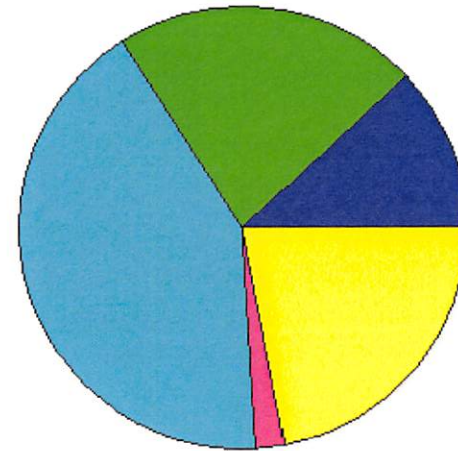
Real	Count	Value
Agricultural	3	10,139
Commercial	0	0
Residential	2	18,283
Total Real Value	5	28,422
Homestead	1	1,000
Veteran	0	0
Other	0	0
Total Exempt	1	1,000
TIF Increment Value		
Net Assessed		27,422
Net Assessed Under Protest		
Senior Freeze	0	0
Capped Parcels	1	5,511

Personal	Count	Value
Agricultural	1	2,196
Commercial	3	36,627
Mobile Home	0	0
Total Personal	4	38,823
Total Exempt	0	0
TIF Increment Value		
Net Assessed		38,823
Net Assessed Under Protest		

Public Service	Count	Value
Total PS Value	4	19,408
TIF Increment Value		
Net Assessed		19,408

District Totals	
Total Gross Value	86,653
Homestead Loss	1,000
Other Exemption Loss	0
TIF Increment Value	
Retained TIF Value	
Net Assessed Value	85,653
Net Assessed Under Protest	

* Public Service Protests Values are not included on this report.



Real	Count	Value
Agricultural	3,533	12,392,747
Commercial	1,501	40,479,579
Residential	9,683	113,872,733
Total Real Value	14,717	166,745,059
Homestead	4,132	4,201,327
Veteran	72	1,085,023
Other	17	14,668
Total Exempt	4,314	5,301,018

TIF Increment Value

Net Assessed		161,444,041
Net Assessed Under Protest		
Senior Freeze	310	1,318,552
Capped Parcels	4,945	16,591,374

Personal	Count	Value
Agricultural	532	2,698,282
Commercial	1,343	78,770,727
Mobile Home	826	1,289,939
Total Personal	2,701	82,758,948
Total Exempt	43	1,151,134

TIF Increment Value

Net Assessed		81,607,814
Net Assessed Under Protest		

Public Service	Count	Value
Total PS Value	151	38,258,107

TIF Increment Value

Net Assessed		38,258,107
---------------------	--	-------------------

District Totals

Total Gross Value	287,762,114
Homestead Loss	4,201,327
Other Exemption Loss	2,250,825

TIF Increment Value

Retained TIF Value

Net Assessed Value	281,309,962
---------------------------	--------------------

Net Assessed Under Protest

* Public Service Protests Values are not included on this report.

